

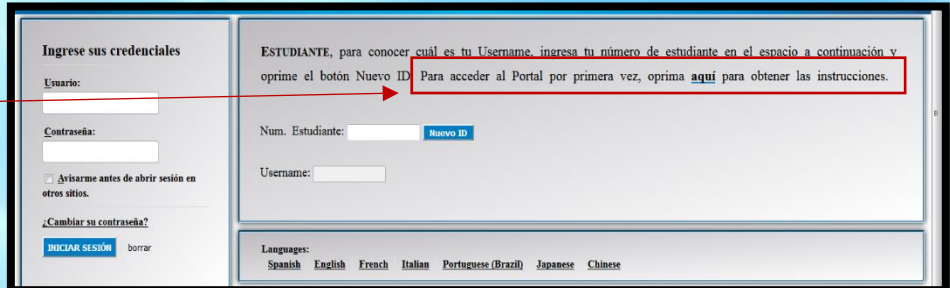
How to access your financial aid award?

All information related to your financial aid awards will be available in “Acceso Pionero”.
Follow these steps to access it:

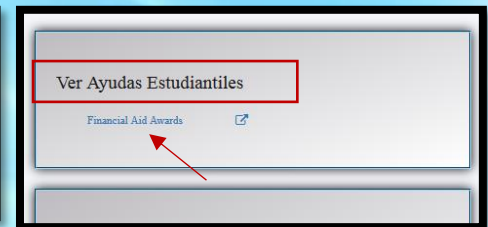
1. Enter to PCUPR webpage www.pucpr.edu and select “Acceso Pionero”. You can also use the following QR Code to enter.



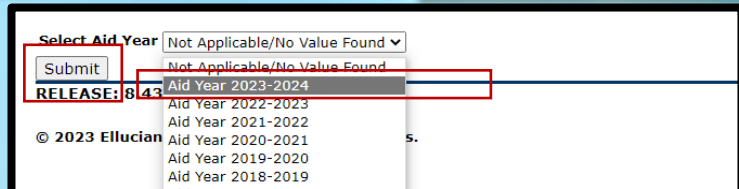
2. Follow the steps provided in this section to log in to your account for the first time. If you experience technical difficulties, you should contact our Telecommunications and Information Technology Office (Ext. 1951).



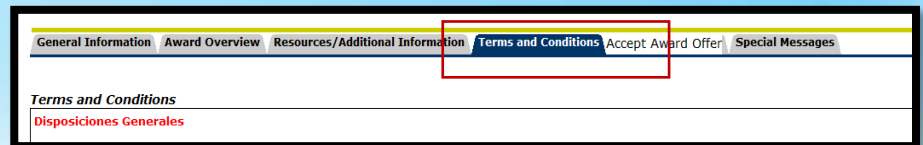
3. Select the “Financial Aid” icon. Under “See Student Aid” section, click “Financial Aid Awards”.



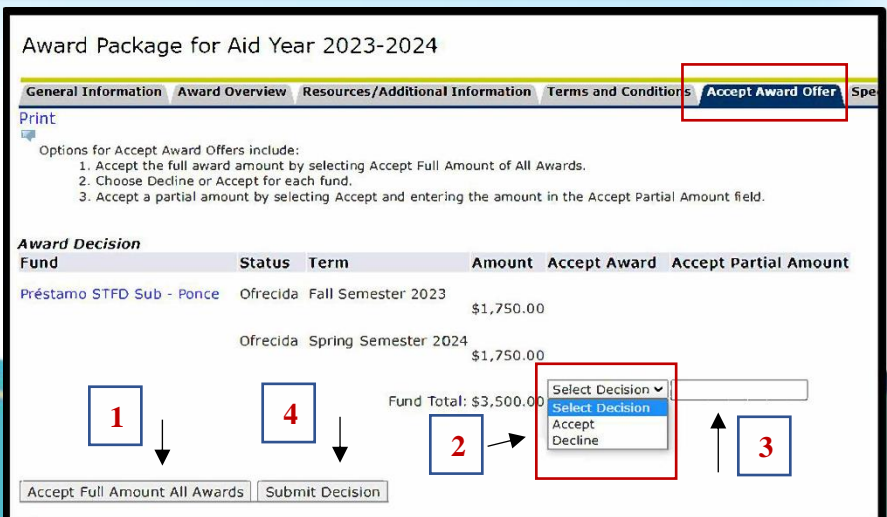
4. Choose “Aid Year 2023-2024” and press “Submit”.



5. Select “Terms and Conditions” tab, read and accept the terms and conditions.



6. Under “Accept Award Offer” tab, accept or reject your financial aid.



Options for accepting your financial aid offer include:

1. Accept the full amount by selecting “Accept Full Amount of All Awards” (Step 1). The Pell Grant, FSEOG, and Génesis Scholarships do not have to be accepted in “Acceso Pionero”.
2. Choose “Accept” or “Decline” for each financial aid (Step 2).
3. If you wish to decrease your student loan amount and/or your Federal Work-Study amount, accept a partial amount by selecting “Accept”, enter the desired amount in the box (Step 3), and press “Submit Decision” (Step 4).

IMPORTANT

The amount you enter will be for the academic year, not for a single semester.

How to accept your financial aid award?



IMPORTANT

Free financial aid, such as: Pell Grant, FSEOG and *Génesis* Scholarships¹, **DO NOT HAVE TO BE ACCEPTED IN “ACCESO PIONERO”**. However, all federal student loans (Direct Loans), and Federal Work-Study, **DO HAVE TO BE ACCEPTED IN “ACCESO PIONERO”**.

¹ *Génesis* Scholarships require enrollment in 15 credits.

If your 2023-2024 Tentative Financial Aid Notification includes Federal Work-Study and/or student loan(s), follow these instructions:

1. FEDERAL WORK-STUDY PROGRAM (PCWS, ACWS OR MCWS)

- Visit our office, in your campus, from August 1, 2023, to be interviewed with the official of the Federal Work-Study Program for your placement process.
- Present your validated enrollment sheet, social security card and a valid photo ID (driver's license, passport, permanent resident card, electoral card or PCUPR identification card).

2. DIRECT STUDENT LOAN (PDSTFD, PDUNSU, ADSTFD, ADUNSU, MDSTFD AND/OR MDUNSU)

The image shows two screenshots of the student loan application process. The left screenshot is titled 'Complete Your Student Loan Entrance Counseling Requirement' and includes instructions on how to complete the requirement, such as selecting your student status (Undergraduate Student) and downloading the entrance counseling document. The right screenshot is titled 'Master Promissory Note (MPN)' and shows the 'Choose the Direct Loan MPN you want to preview or complete' step, with options for 'I'm an Undergraduate Student' and 'Log In To Start'.

- Complete your *Student Loan Entrance Counseling Requirement* in the following link: <https://studentaid.gov/entrance-counseling/> and/or using the QR Code:
- Complete your *Master Promissory Note/MPN*, in the following link: <https://studentaid.gov/mpn/> and/or using the QR Code:



If you have doubts or questions, you can contact us at extensions 1064 and 1066, send an email to: asisteeconomica@pucpr.edu, or enter to our virtual office in ZOOM through <https://pucpr.zoom.us/j/92342509960>.



Connect with us!

