



How to access your financial aid offer?

All information related to your financial aid offer will be available in “Acceso Pionero”. Follow these steps to access it:

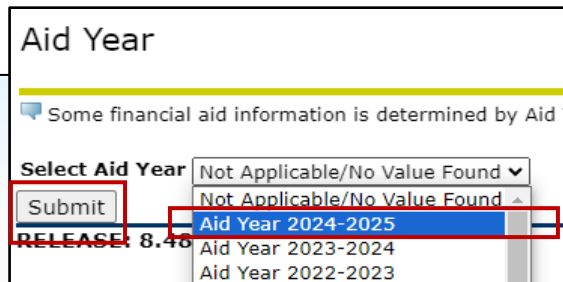
1. Enter to PCUPR webpage: www.pucpr.edu and select: **ACCESO PIONERO**. You can also use the following QR Code to enter.




2. Follow the steps provided in the following section to log in to your account for the first time. If you experience technical difficulties, you should contact our Telecommunications and Information Technology Office| TIT (Ext. 1951).



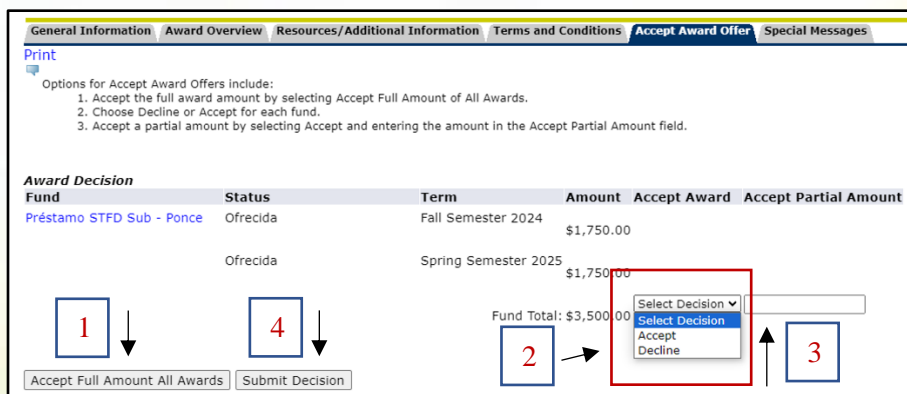
3. Select the: “**Asistencia Económica**” icon. Choose: “**Aid Year 2024-2025**”, and press “**Submit**”.



4. Select the “**Terms and Conditions**” tab and read and accept the terms and conditions.



5. On the “**Accept Award Offer**” tab, accept or reject your financial aid offer.



Options for accepting your financial aid offer include:

1. Accept the full amount by selecting “Accept Full Amount of All Awards” (Step 1). **The Pell Grant, FSEOG, and Génesis Scholarships do not have to be accepted in “Acceso Pionero”.**
2. Choose “Accept” of “Decline” for each financial aid offer (Step 2).
3. If you wish to decrease your student loan amount and/or your Federal Work-Study amount, accept a partial amount by selecting “Accept”, enter de desired amount in the box (Step 3), and press “Submit Decision” (Step 4).

IMPORTANT

The amount you enter will be for the academic year, not for a single semester.



IMPORTANT

Free financial aid, such as: Pell Grant, FSEOG and *Génesis* Scholarships¹, **DO NOT HAVE TO BE ACCEPTED IN “ACCESO PIONERO”**. However, **all** federal student loans (Direct Loans) and Federal Work-Study offers, **DO HAVE TO BE ACCEPTED IN “ACCESO PIONERO”**.

¹ *Génesis* Scholarships require enrollment in 15 credits.

If your **2024-2025 Tentative Financial Aid Offer Notification** includes Federal Work-Study and/or student loan(s) offers, follow these instructions:

1. FEDERAL WORK-STUDY PROGRAM (PCWS, ACWS O MCWS)

- Visit our office, in your campus, from August 5, 2024, to be interviewed with the official of the Federal Work-Study Program for your placement process.
- Present your validated enrollment sheet, social security card and a valid photo ID (driver’s license, passport, permanent resident card, electoral card or PCUPR identification card).

2. DIRECT STUDENT LOAN (PDSTFD, PDUNSU, ADSTFD, ADUNSU, MDSTFD Y/O MDUNSU)

The image shows two screenshots from the Student Aid website. The left screenshot is titled 'Complete Your Student Loan Entrance Counseling Requirement' and includes instructions on how to complete the requirement, such as selecting your student status. The right screenshot is titled 'Master Promissory Note (MPN)' and explains what an MPN is and how to choose a Direct Loan MPN to preview or complete. Both screenshots include QR codes and links for further information.

- Complete your **Student Loan Entrance Counseling Requirement** in the following link: <https://studentaid.gov/entrance-counseling/> or use the QR Code:
- Complete your **Master Promissory Note| MPN** in the following link: <https://studentaid.gov/mpn/> or use the QR Code:



If you have questions or doubts, you can contact us at extensions 1064 and 1066, send us an email to: asisteconomica@pucpr.edu, or enter to our virtual office in ZOOM through: <https://pucpr.zoom.us/j/92342509960>.



Connect with us!

